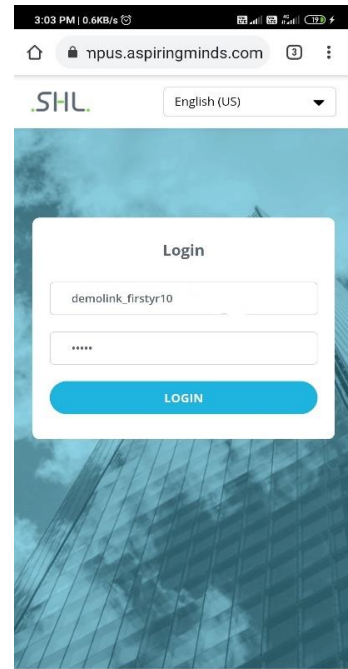
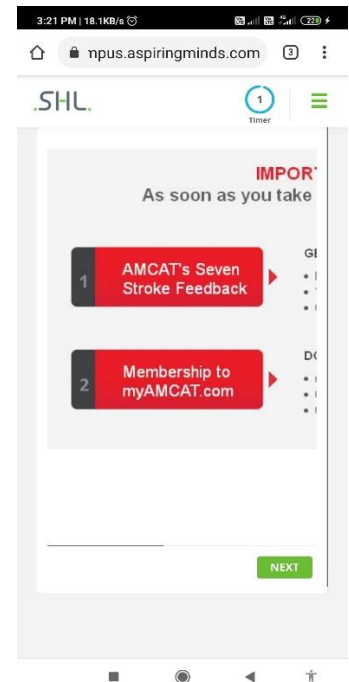
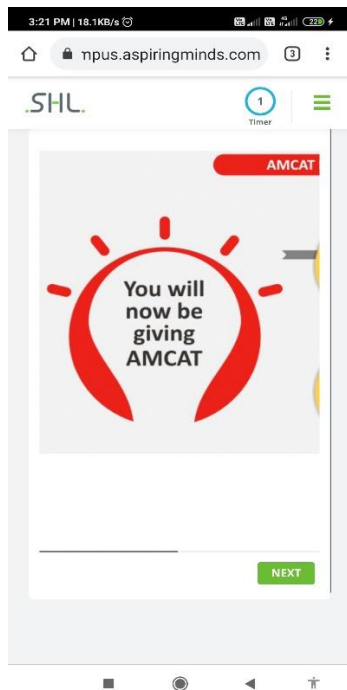
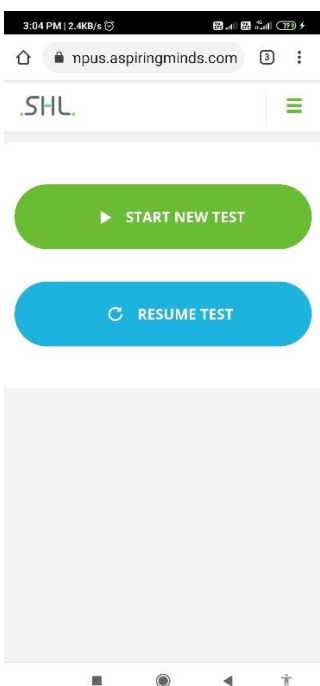


Employability Skill Assessments under TEQIP Phase – III

Instructions for taking test from Android smartphone web browser



1. For taking the AMCAT exam, open chrome browser / Mozilla Firefox browser of your smartphone , copy and paste the URL link → Enter the username and password



Click on start new test → click on next

Employability Skill Assessments under TEQIP Phase – III

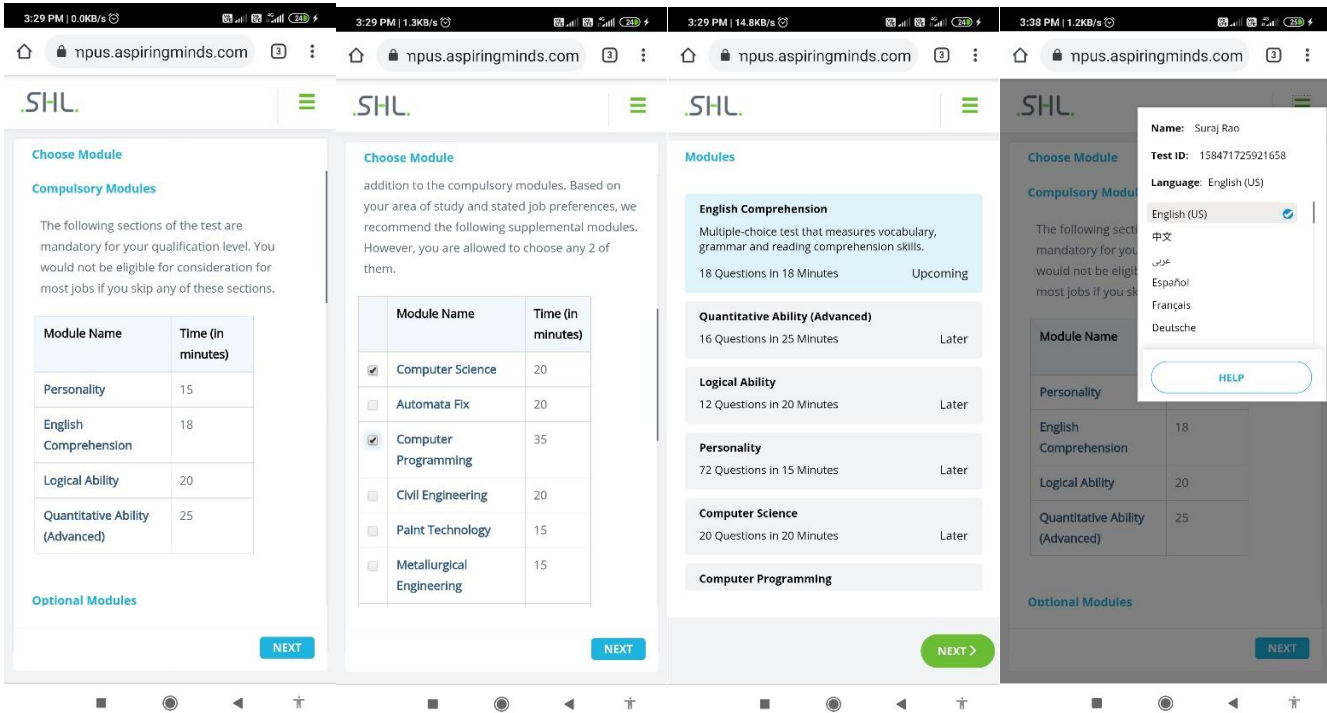
Instructions for taking test from Android smartphone web browser

Enter correct personal details and Mail ID properly as the same will be used for creating your AMCAT portal where reports and results can be viewed.

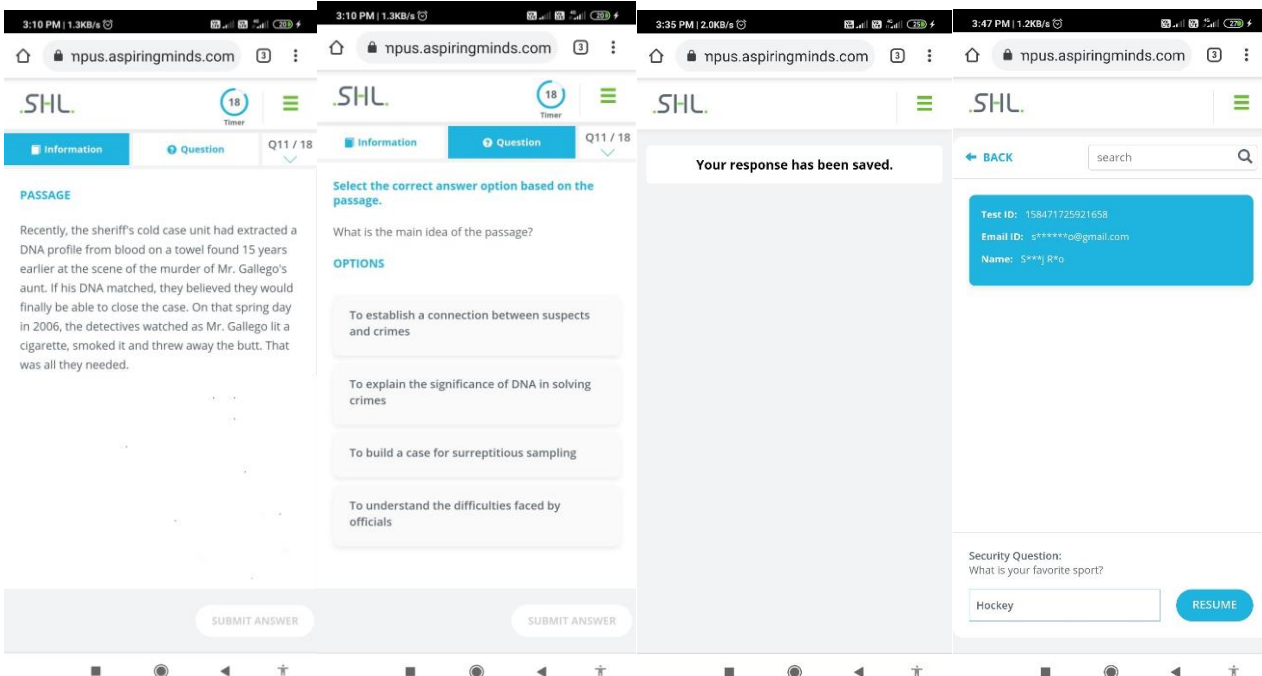
Select yes → Click on continue → Select **Bachelors** under highest/ latest degree question → Select **B.Tech/B.E** from the drop down list for Bachelor's degree → Select your branch/stream from drop down list of Bachelors stream → Select college from the drop down list, (in case your college name is not available in the list kindly select Others and write your college name in full in the box → Enter your Year of completion properly → Entering your **University Registration Roll No** is mandate. → Select a **security question** and enter the answer (rememberor write down the answer of your security question as tis is required to resume the test incase of any technical issue.)

Employability Skill Assessments under TEQIP Phase – III

Instructions for taking test from Android smartphone web browser



Select 2 domain modules relevant to your branch (only for 4th year students) → Click on next → Click on the right top icon and note down Test ID as this is required if test needs to be resumed or to resolve technical issues. → Click on next



For few questions information regarding question will be mentioned under Information section and question needs to be answered under Question section → Attempt all questions → Negative marking is not there → Once assessment is completed message will be displayed on the screen regarding the same → If you are logged out of assessment due to network issue open the URL link, type username and password and click on resume test → Resume the test by clicking on your test ID and answering your Security Question